


A B C D E F G H I J K L M N O P Q R S T U V W X Y Z



Color and Learn

a
b
c
d
e
f
g
h
i
j
k
l
m
n
o
p
q
r
s
t
u
v
w
x
y
z

a
b
c
d
e
f
g
h
i
j
k
l
m
n
o
p
q
r
s
t
u
v
w
x
y
z



F f




A B C D E F G H I J K L M N O P Q R S T U V W X Y Z

Letter F maze

Make way for the hungry Fly to the Fruits by **coloring the letter F , f path.**



| | | | | | |
|---|---|---|---|---|---|
| F | a | a | b | G | d |
| f | W | A | K | o | T |
| F | f | a | A | S | M |
| J | f | F | f | k | h |
| Q | R | y | F | m | v |
| a | n | D | f | F |  |



Let's Learn the Alphabets!

Trace and Write

Tracing guide for uppercase F and lowercase f. The uppercase F is formed by three strokes: a vertical line down (1), a top horizontal line right (2), and a middle horizontal line right (3). The lowercase f is formed by two strokes: a vertical line down (1) and a curved top line (2). A cartoon fish is positioned between the two letters.

Tracing practice for uppercase F. The first row shows two dashed uppercase F's for tracing, followed by four dots on the top line for starting points.

Tracing practice for uppercase F. The first row shows two dashed uppercase F's for tracing, followed by two dots on the top line for starting points.

Tracing practice for lowercase f. The first row shows two dashed lowercase f's for tracing, followed by four dots on the top line for starting points.

Tracing practice for lowercase f. The first row shows two dashed lowercase f's for tracing, followed by two dots on the top line for starting points.

Tracing practice for uppercase F and lowercase f. The first row shows two dashed uppercase F's and two dashed lowercase f's for tracing.