



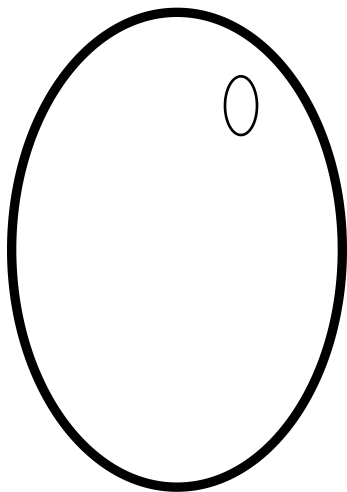
ABCDEFGHIJKLMNOPQRSTUVWXYZ

Color and Learn

a
b
c
d
e
f
g
h
i
j
k
l
m
n
o
p
q
r
s
t
u
v
w
x
y
z



E e




a
b
c
d
e
f
g
h
i
j
k
l
m
n
o
p
q
r
s
t
u
v
w
x
y
z

ABCDEFGHIJKLMNOPQRSTUVWXYZ

Letter E maze

Make way for the hungry Elephant to the Egg by coloring the letter 'E,e' path.



E	e	a	b	G	d
q	e	l	K	o	T
Z	E	a	y	S	M
J	e	u	a	k	h
Q	E	E	e	e	E
a	n	D	p	I	E

Let's Learn the Alphabets!

Trace and Write

A large rounded rectangle contains a yellow egg with a small white spot. To the left of the egg are four dashed lines showing the stroke order for writing the letter 'E'. The first 'E' is formed by four strokes: a vertical line down (1), a top horizontal line right (2), a middle horizontal line right (3), and a bottom horizontal line right (4). To the right of the egg is a dashed circle with two arrows and numbers indicating stroke order: a horizontal line right (1) and a counter-clockwise curve (2).

Tracing practice for uppercase 'E'. The first row shows two dashed 'E's followed by four dots. The second row shows two dashed 'E's.

Tracing practice for uppercase 'E'. The first row shows two dashed 'E's followed by four dots. The second row shows two dashed 'E's.

Tracing practice for lowercase 'e'. The first row shows two dashed 'e's followed by four dots. The second row shows two dashed 'e's.

Tracing practice for lowercase 'e'. The first row shows two dashed 'e's followed by four dots. The second row shows two dashed 'e's.

Tracing practice for the word 'Egg'. The first row shows the word 'Egg' in dashed letters. The second row shows the word 'Egg' in dashed letters with a dot on the 'e' and a dot on the second 'g'.